











Et si les formes...


Guido van Genechten

Toutes les illustrations de ce livre proviennent de 12 formes différentes: 4 cercles, 4 triangles, 4 carrés. Réalise toi aussi tes propres illustrations. Avec le rouge, le bleu, le jaune et avec le rond, le triangle et le carré, découvre toutes les choses que tu peux créer: des arbres et des oiseaux, des fusées et des voitures de course, des enfants qui jouent, des papas et des mamans.




























Coupe les formes selon les pointillés





----- ✂
Coupe les formes selon les pointillés





Coupe les formes selon les pointillés 